




MISS MILLIE'S
MUSIC, MISSIONS
& MEMORY VERSES



Answers VBS
WUNDER
JUNCTION



CONTENTS

Yee-Haw!	4
Frequently Asked Questions.	5
Terms to Know	6
Toe-Tappin' Tunes	7
Gold Mine Memory Time Review	9
Mission Moment	12
The Great Hope Roundup	12
Materials Needed	15
Daily Mission Scripts	16

YEE-HAW!

Howdy, partners!

Look to your left—do you see the cattle over yonder stampeding across the plains? Look to your right—can your eyes make out the sun-covered buttes of the desert? Look behind you—the brand-new trans-continental railroad is rumbling along the tracks! From the Badlands of South Dakota to the high peaks of the Rockies, there is wonder to be discovered everywhere we turn in the Old West!

Join us as we gallop through the wonder-filled West, where our friends at Wonder Junction will teach us about the grandest wonder of all—Jesus Christ. Each day, we'll dig deeper into who this awe-inspiring Jesus is, answering questions such as:

- What amazing things happened surrounding Jesus' birth?
- What was Jesus like as a child and teen?
- What wonders occurred during Jesus' ministry years?
- How were Jesus' death and resurrection like no other?
- What should we be doing as we wait for Jesus' return?

Wonder and amazement await us each day at Wonder Junction, where kids will gather at the **All Aboard Assembly**, a high-energy beginning that includes wacky intros, lively songs, a mission moment, and prayer.

Then we're off to rotate through five fun sites:

High Point Bible Time, where God's Word is taught in creative, hands-on ways.

Carpenter Joe's Science and Crafts, where kids get their hands dirty as they make crafts and explore God's world through science experiments.

Sweet Sadie's Snacks, where kids munch on some downright tasty home-cooked vittles.

Gallopin' Gabe's Games, the rambunctious rec time where kids might just get plumb tuckered out.

Miss Millie's Missions, Music, and Memory Verses, where kids sing songs, learn their memory verses, or go in-depth with the mission moment featuring Children's Hunger Fund.

Finally, everyone is rounded up to head back to the **All Aboard Assembly** for the closing, where there's more singing, contest results, and the highly anticipated daily drama that highlights the shenanigans of two bumbling bandits who are transformed after learning about the wonderful life of Jesus Christ.

So dust off your boots, grab your bandana, and get ready for a rootin' tootin' good ol' time at Wonder Junction!

OUR GOAL

We are so thankful for how God has chosen to use the Answers VBS programs over the past years! But why did we decide to embark on such an undertaking in the first place, and why are we still at it, by God's grace?

Our primary goal has always been to bring God glory by boldly and unashamedly proclaiming him to a strategic group—young people. From both a biblical and statistical point of view, young people are a big deal. They're not only awesome—we love 'em!—but they're also dearly cherished by our Lord and tend to be softhearted toward spiritual things. Researchers generally agree most people become Christians when they're children, so it's apparent this age group is a huge mission field!

Children are loved by their Creator, and Jesus said to let them come to him (Luke 18:16). We want children to come to Christ and not be hindered in any way from doing so. To that end, we combine a biblically rich VBS with off-the-chart, irresistible fun. In a day and age when content sometimes suffers, we don't want to sacrifice rich teaching. But it's also crucial that the most exciting book in the world not come across as boring or irrelevant. We want to reflect our creative, inspiring, joy-giving God who made laughter and fun.

So why do we do it? We want kids around the world to hear about and personally meet our awesome God and understand how they can receive eternal life through repentance and faith in Christ Jesus. We believe VBS is a great way to introduce them to God, as it is one of the biggest outreaches of the year for most churches.

We pray you will find that every prayer prayed, every minute invested, every dollar spent, and every word spoken will bring God glory as you reach kids for Christ. Just remember—VBS is worth it. May God richly bless your VBS. We're praying for you!

FREQUENTLY ASKED QUESTIONS

The content of *Wonder Junction* may be new to you. For a list of helpful articles on the topics covered in this VBS program, please visit AnswersVBS.com/wonderfaq.

TERMS TO KNOW

Throughout the VBS curriculum, various terms will be used. Here is a list of some of the most common terms to know.

Partners (as in, “Howdy, partners!”): Groups of children (individual classes) named after Old West people, such as Miners, Ranchers, Blacksmiths, and Homesteaders.

Group Guides: Group leaders who guide the partners from place to place during VBS. No teaching is required of this position.

High Point Bible Time: Bible and apologetics lesson time happening at the High Point Chapel.

Truth Teachers: Teachers of the High Point Bible Time.

Carpenter Joe’s Science and Crafts: Rotation site where crafts are made and science experiments are explored.

Sweet Sadie’s Snacks: Indoor or outdoor location where snacks are served.

Gallopin’ Gabe’s Games: Indoor or outdoor site (outdoor is preferred) for recreation time.

Miss Millie’s Missions, Music, and Memory Verses: Rotation site where kids can spend additional time learning songs and memory verses and hearing about missions.

Gold Mine Memory Time: Time to learn and practice the daily Bible verse.

Animal Pals: Our friendly animal mascots that remind us of the main themes of each day.

Toddlers: 2–4-year-olds.

Pre-Primaries: 4–6-year-olds or children ages 4 through those who have completed kindergarten.

Primaries: 6–9-year-olds or children who have completed grades 1–3.

Juniors: 9–12-year-olds or children who have completed grades 4–6.

For multi-age K–6 travel groups, we recommend using the material for the Primaries.

TOE-TAPPIN' TUNES

This section is for those who may want to add a music rotation to their schedule. A Music Leader Download, including both contemporary and traditional music, is available with the purchase of a Super Starter Kit (1220020) or separately (5122234) at AnswersVBS.com.

The Music Leader Download includes memory verse hand-motion videos (contemporary only), song lyric videos, and audio files for you to choose from. Check with your director for access to the download.

To help the children learn the VBS songs, spend some time singing them during this rotation. The theme song is fun to sing every day, along with several other songs. Choose the songs your kids will enjoy and repeat them throughout the week or use the suggestions given below. You may also want to include the day's memory verse song. (See the Gold Mine Memory Time Review section.)

MATERIALS

- Music Leader Download
- Music Station Poster (1220340)
- Device to play songs

DAY 1

“Wonder Junction” (theme song)

Contemporary: “Immanuel”

C: “I Will Be”

C: “He Is Jesus”

Traditional: “A Great and Mighty Wonder”

T: “That’s a Miracle”

T: “Mighty, Powerful God”

DAY 2

“Wonder Junction” (theme song)

C: “I Will Be”

C: “He Is Jesus”

C: “Tis So Sweet”

T: “A Great and Mighty Wonder”

T: “That’s a Miracle”

T: “O How Sweet”

DAY 3

“Wonder Junction” (theme song)

C: “He Is Jesus”

C: “Jesus Is the One”

C: “Jesus Is Returning”

T: “Mighty, Powerful God”

T: “Only Jesus”

T: “Look Up! He’s Coming Through the Clouds”

DAY 4

“Wonder Junction” (theme song)

C: “Jesus Is the One”

C: “Immanuel”

C: “I Will Be”

T: “Only Jesus”

T: “O How Sweet”

T: “A Great and Mighty Wonder”

DAY 5

“Wonder Junction” (theme song)

C: “Jesus Is Returning”

C: “Tis So Sweet”

C: “Jesus Is the One”

T: “Look Up! He’s Coming
Through the Clouds”

T: “Only Jesus”

T: “O How Sweet”

GOLD MINE MEMORY TIME REVIEW

This section is for those who want to add a memory verse rotation to their schedule. Display the memory verse posters in your area. Review the memory verse by playing the appropriate song from the Music Leader Download (either video or audio) several times, encouraging the kids to sing along. Then play a game to review the verse. You may want to combine this with the song rotation time.

A Music Leader Download, including both contemporary and traditional music, is available with the purchase of a Super Starter Kit (1220020) or separately (5122234) at AnswersVBS.com. Check with your director for access to the download.

MATERIALS

- Music Leader Download
- Memory Verse Posters
- Memory Verse Sign (1220350)
- Device to play songs

DAY 1

To review the verses, play a “Wild West” game. Write several types of exercises on small pieces of paper (e.g., mining with a pick, riding a horse, lassoing a cow, running in place from a bear, petting a cougar kitten) and place them in a bag or box. Have students take turns drawing a paper out and leading the others in the exercise while reciting the verse together. Repeat the process several times for each verse.

Theme Verse

From the rising of the sun to its setting, the name of the LORD is to be praised! Psalm 113:3, ESV

From the rising of the sun unto the going down of the same the LORD’s name is to be praised. Psalm 113:3, KJV

Juniors and Primaries

And the Word became flesh and dwelt among us, and we have seen his glory . . . full of grace and truth. John 1:14, ESV

And the Word was made flesh, and dwelt among us, (and we beheld his glory . . .) full of grace and truth. John 1:14, KJV

Pre-Primaries and Toddlers

And the Word became flesh and dwelt among us. John 1:14, ESV

And the Word was made flesh, and dwelt among us. John 1:14, KJV

MISSION MOMENT

The VBS mission emphasis provides a unique and practical opportunity for children to learn about and participate in the work of gospel-centered ministries that serve the poor. Each day's segment will take 15–20 minutes.

This year, we've partnered with Children's Hunger Fund to provide food and the hope of the gospel to children facing food insecurity in the US and around the globe. The Great Hope Roundup is a fun and meaningful addition to your VBS program, teaching kids about poverty around the world and empowering them to make a difference.

The Children's Hunger Fund scripts are also provided in the Assembly Guide for those who would like to offer a mission time then. Coordinate with your director and assembly leader on who is doing what concerning the mission time.

THE GREAT HOPE ROUNDUP

During The Great Hope Roundup, your kids will explore five different countries and learn how they can make a difference for children living in poverty around the world.

As your students explore Myanmar, Zambia, the Dominican Republic, Belarus, and the US, they'll hear the stories of boys and girls whose lives have been touched by poverty. These children have no guarantee of meals, shelter, or an education. They need help—and the hope that only comes from salvation in Jesus Christ.

The good news is you and your kids have the power to make a difference! The Bible says that giving generously to the poor is really giving generously to God himself (Proverbs 19:17). Teach your VBS class the great joy that comes from sacrificing for the sake of Jesus and his gospel.

During this time, your group will meet Mack, a seasoned rancher heading up The Great Hope Roundup. Mack has been running Hope Ranch for over 20 years, and he's seen a lot of wonderful things and met some incredible people. Throughout the week, he'll share stories about five children from different countries.

Your mission is to collect coins to fill Children's Hunger Fund Coin Paks. These will help provide meals for children in need, just like the ones Mack introduces throughout the week.

When your VBS children earn coins for their Coin Paks, they make it possible for Children's Hunger Fund to fill Food Paks. A Children's

Hunger Fund Food Pak is a box of nutritious food for a family in need. In a Food Pak, a meal can be provided for just 25 cents! A dollar can provide four meals for hungry children.

Partner churches in the US and around the world deliver the Food Paks to families in need. Along with food delivery, relationships are built and the gospel is shared.

The following items are available to download from:

- [Daily videos](#)
- [Daily scripts and activities](#)
- [Child Profile slides](#)—Daily profiles of the children your VBS students will meet. These informative prayer briefings will help your kids connect with the real needs of suffering children.
- Printable [Prayer Journals](#) for the five children introduced in the daily videos
- Printable [“Map of the World” activity sheet](#), featuring the challenges faced by the children in the daily videos and the countries where they live
- Printable [banner artwork](#)
- [Daily Count slides](#) to help your kids track their fundraising progress
- Printable fold-up [Coin Pak bank](#) for collecting coins
- [Donation Submission Form](#) to accompany your donation to CHF at the end of your VBS program

COIN PAKS AVAILABLE TO ORDER

Included in your Starter Kit is a sample of the sturdy, pop-up Coin Pak bank for your kids to use as they collect quarters for meals. Check with your director for this sample. After VBS, these will be fun souvenirs that can be kept as reminders to always care for the needs of others.

Coin Paks are available for purchase from Children’s Hunger Fund. To order, please visit ChildrensHungerFund.org/answersvbs or call Children’s Hunger Fund at (800) 708-7589.

For questions regarding your Mission Moment resources, please call (800) 708-7589 or email vbs@childrenshungerfund.org.

Orders must be received 14 days prior to your VBS date. Available while supplies last.

COLLECTING DONATIONS

Give children their own Coin Pak banks for collecting donations. Work with your director to set up a fun area for kids to deposit their money each day as they begin VBS. Encourage your kids in the weeks leading up to VBS to save their money and then begin collecting the first day. Or plan on passing out the Coin Paks on Day 1 and begin collecting on Day 2.

Once you've totaled your donations, please make out a check to Children's Hunger Fund and indicate "The Great Hope Roundup" in the memo area and fill out the **DONATION SUBMISSION FORM**. Send your check with the Donation Submission Form to:

Children's Hunger Fund
Attn: The Great Hope Roundup
DEPT LA 24373
Pasadena, CA 91185-4373

Learn more about the gospel-centered mercy ministry of Children's Hunger Fund at ChildrensHungerFund.org.

TRACKING YOUR PROGRESS

To help your kids maintain their excitement, announce how many meals their coins can provide each day. Check with your director to find out when to do this: either during this time or during the opening or closing assembly time.

Here are fun ways to help your kids see their progress as they raise funds.

1. Download the **DAILY COUNT POWERPOINT IMAGES**, to show your progress. Update the slides with the total number of meals that can be provided each day.
2. Make your own goal tracker and update it throughout the week. Create or print an empty thermometer and put five equally spaced marks on it. Each day, fill in the thermometer up to the next mark and write the total number of meals that can be provided so far on the corresponding line.
3. Consider having a contest between boys and girls or other teams to see which group can bring in the most money. (Printable "teams" and "daily count" artwork are available to download.)

NOTE ON COUNTING COINS: It may be helpful to recruit two or three adult volunteers to count and/or roll the coins at the end of each day. Some banks provide a coin-counting service, but they may require several days to do so. Check ahead with your local bank.

DAILY MISSION SCRIPTS

DAY 1: AYE KO (MYANMAR)

SHOW: "THE GREAT HOPE ROUNDUP" SLIDE

This week, we are learning about who Jesus is. When he was on earth, he taught that we should provide food for those who need help (e.g., Matthew 25:31–40). So we are partnering with Children's Hunger Fund to help children who are living in poverty. That means they live in poor conditions and don't have enough to eat.

Along with sending food, you can help them hear about Jesus too!

SHOW: "THE GREAT HOPE ROUNDUP—AYE KO" SLIDE

Are you ready to meet the first child? *Pause for participation.* Great! Today, we're going to meet a little boy named Aye Ko (pronounced Eye-Co), who lives in the country of Myanmar.

SHOW: VIDEO 1—AYE KO

Country: Myanmar

Problem: Extreme Hunger

With five growing boys at home, Aye Ko's parents are used to making their limited income stretch as far as it can go. But what do you do when that income (the money you earn) isn't enough anymore? Aye Ko and his brothers are young now, but they are growing. And what about his new baby sister? How will his parents afford to feed all of them? Thankfully, the local church can provide Aye Ko's family with food to help meet their needs.

There are other children around the world in need, just like Aye Ko. Do you want to learn how you can help them too? *Pause for participation.* Great! This week at VBS, we'll be collecting coins to put in these Coin Paks. Show COIN PAK. Take this home today and tell your family and friends about Aye Ko. Ask them to help you collect coins for meals. Just 25 cents can provide a nutritious meal for a hungry child.

SHOW: DAILY COUNT "DAY 1" SLIDE

With the coins you collect, nutritious food can be packed into a Children's Hunger Fund Food Pak. These boxes can feed a family for several days.

Bring back the coins you've collected each day this week, so we can count how many meals you can provide so far. You can help deliver hope to suffering families around the world.

DO MISSION ACTIVITY: JUST ONE MORE

1. Split students into groups of four.
2. Give each group a printed **LOAF OF BREAD** and have them split the bread evenly amongst themselves.
3. Now take one (or two) of the groups and split them up, adding those members to the other groups so that each of the remaining original groups has one or two more member(s).
4. Give each group a new printed **LOAF OF BREAD** and have them split the bread evenly amongst themselves again.

TALKING POINTS

- What did you think about the original amount of bread that you had in the first group?
- If that represented all the food you had to eat all day, would that be enough for you?
- Now think about the second group. With more people in your group, everyone had a little bit less food to eat. How did it feel suddenly having to share the same amount of food with more people?
- For Aye Ko and his family, a baby sister was exciting news, but it also meant one more mouth to feed.
- One more child didn't mean one more person to earn money. Aye Ko's father was still the only one who was working, so the food he brought home was still the same as before, but now it would have to feed one more person.
- What do you think it meant to Aye Ko when someone from the church came with a box of food for his family?
- How can you help children like Aye Ko get the food they need?

Send each child home with an "Aye Ko" **PRAYER JOURNAL**.

Do the "**MAP OF THE WORLD**" activity sheets. Pass out the maps and have kids cut and glue the item for today on the map. Remind students to write their name on their map. Collect the maps when you're finished with the activity.